

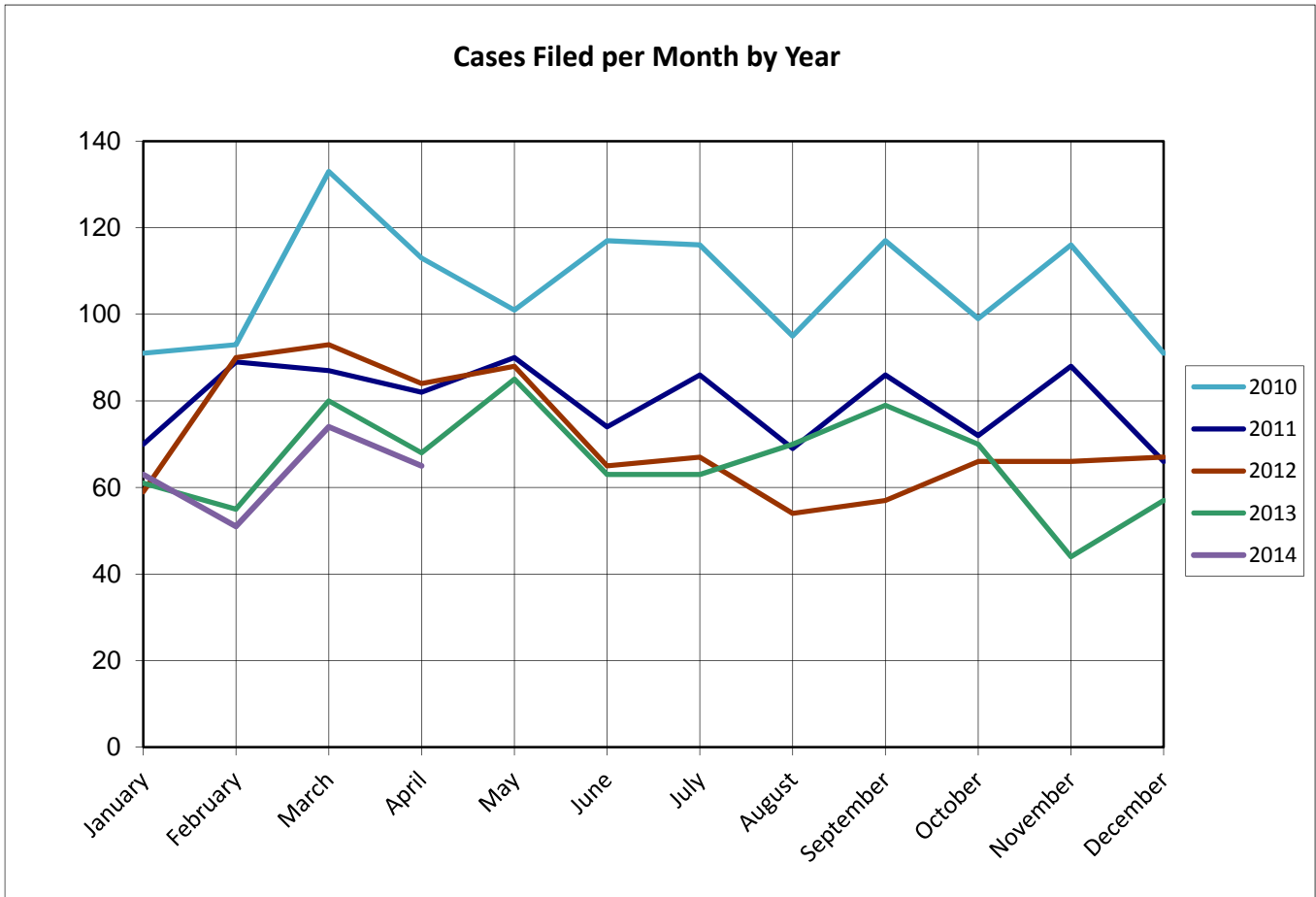
# United States Bankruptcy Court for the District of Columbia

## Report on Bankruptcy Case Filings April 2014

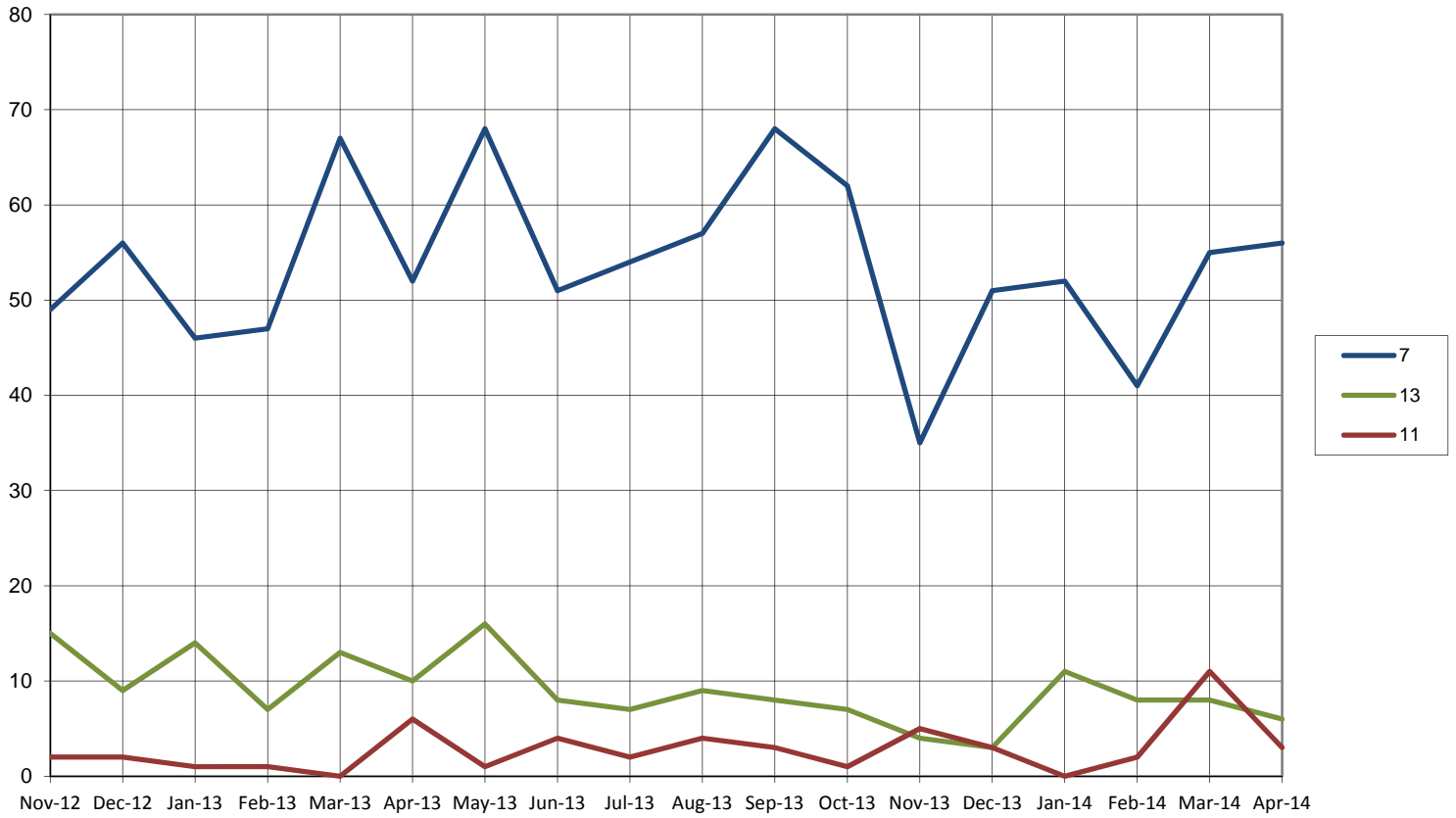
	Month Total	Year Total	2013 Total
Ch. 7	56	204	212 (-8)
Ch. 13	6	33	44 (-11)
Ch. 11	3	16	8 (+8)
	65	253	264 (-11)

As of April 30, 2014

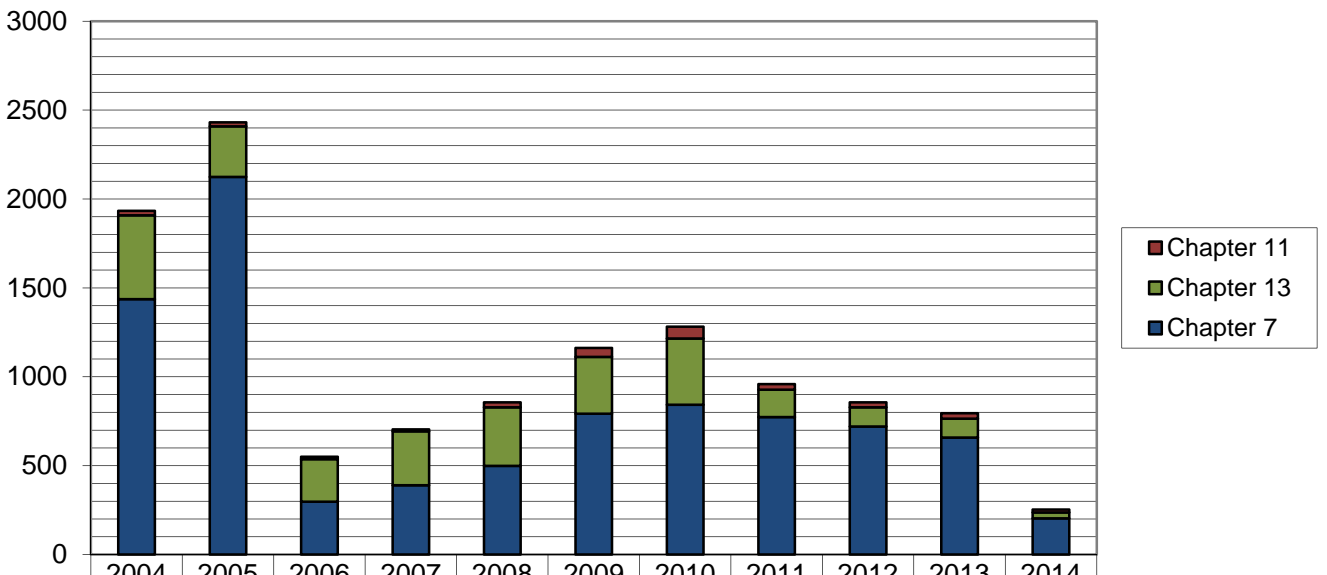
- ◆ The projected total cases for 2014 is **770**
- ◆ Compared to 2013, filings decreased by **4.2%**
- ◆ An average of **2.1** cases were filed each day



**Cases Filed Per Month by Chapter - 18 months**



**Total Cases Filed per Year**



Chapter 11	25	22	13	11	28	50	67	32	28	31	16
Chapter 13	471	285	240	303	329	320	372	154	108	106	33
Chapter 7	1437	2124	297	390	499	792	843	773	720	658	204
<b>Total</b>	<b>1933</b>	<b>2431</b>	<b>550</b>	<b>704</b>	<b>856</b>	<b>1162</b>	<b>1282</b>	<b>959</b>	<b>856</b>	<b>795</b>	<b>253</b>

### Pro Se Filings April 2014

	Total	Pro Se
Ch. 7	204	42
Ch. 13	33	9
Ch. 11	16	0

