

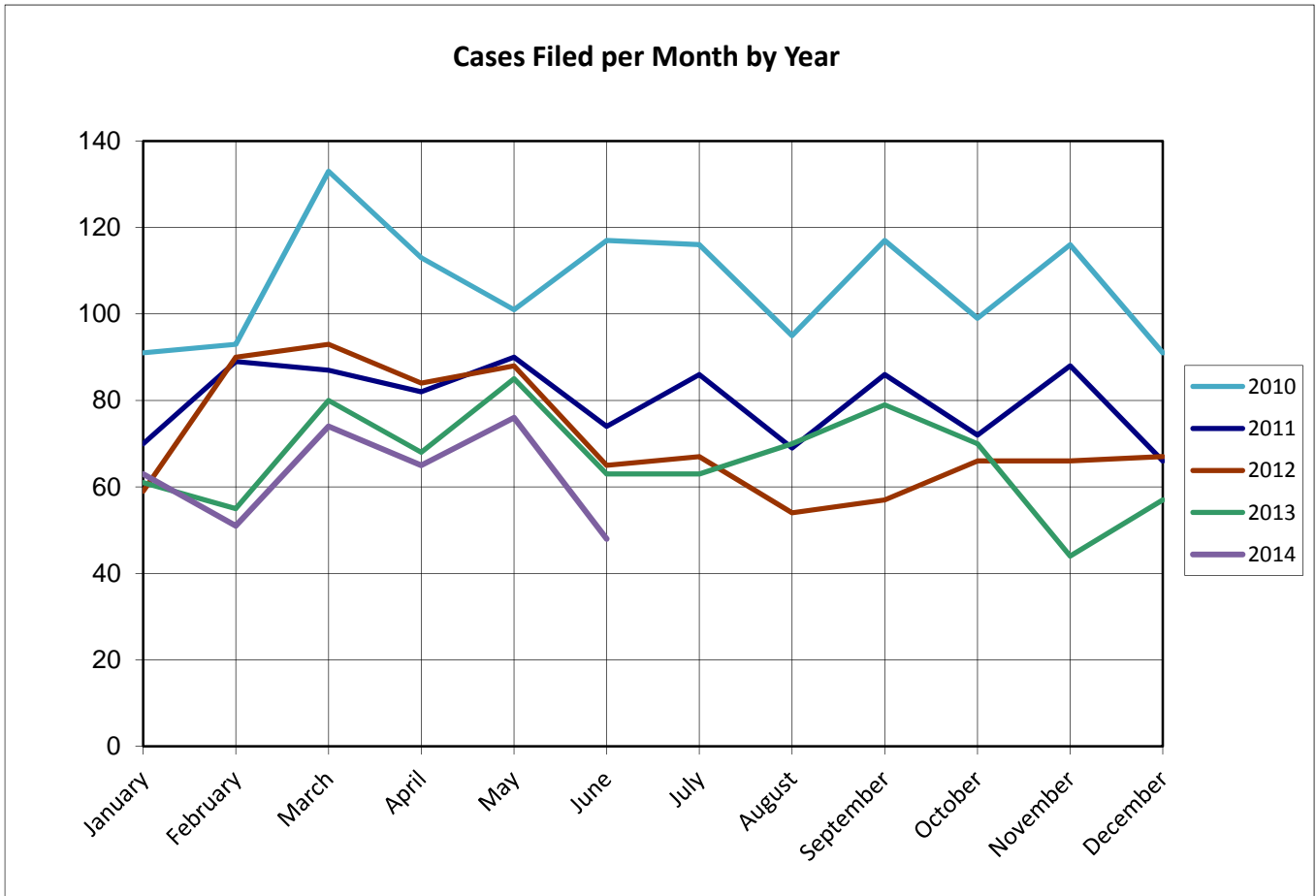
United States Bankruptcy Court for the District of Columbia

Report on Bankruptcy Case Filings June 2014

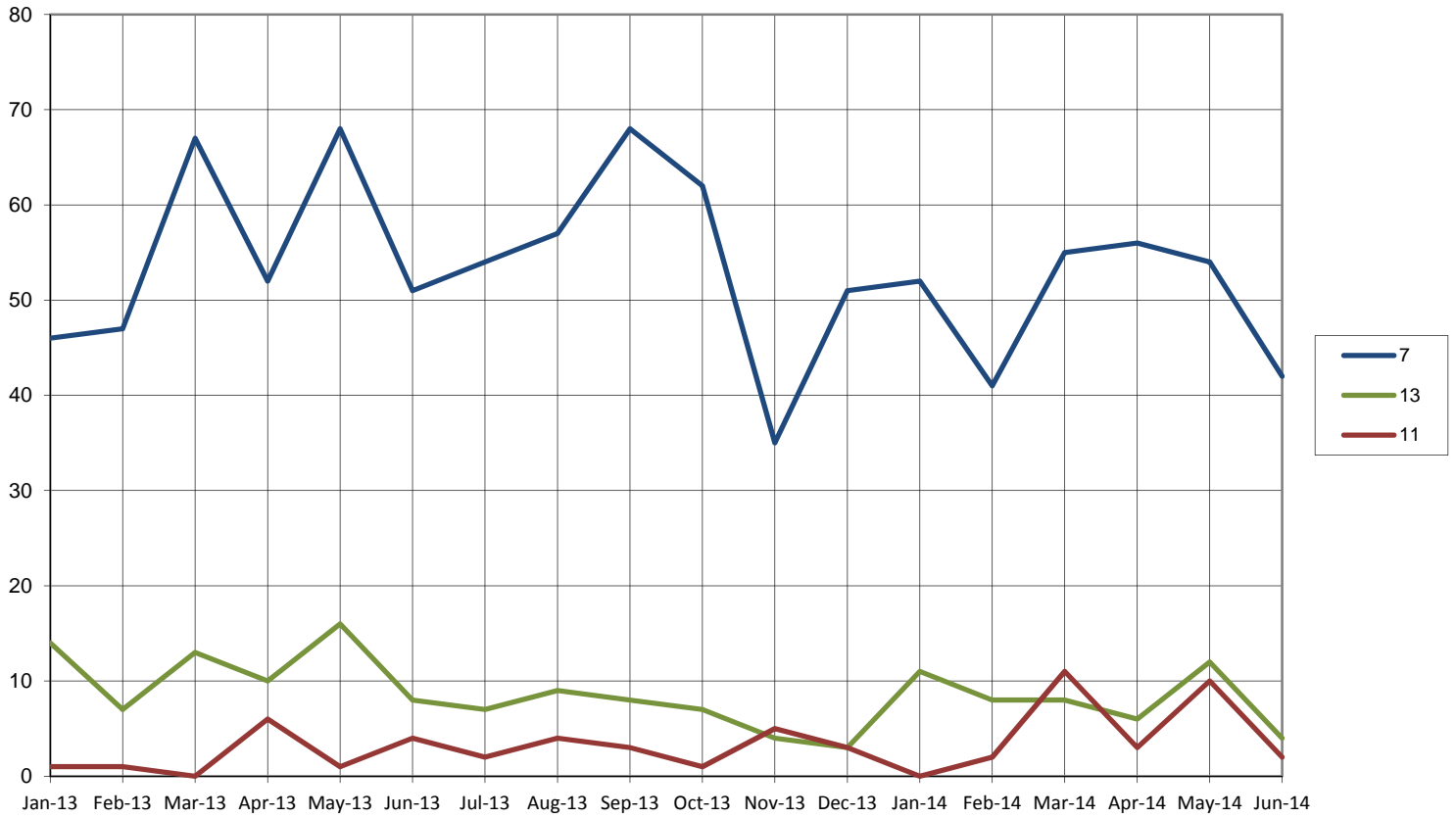
| | Month Total | Year Total | 2013 Total |
|--------|-------------|------------|------------|
| Ch. 7 | 42 | 300 | 331 (-31) |
| Ch. 13 | 4 | 49 | 68 (-19) |
| Ch. 11 | 2 | 28 | 13 (+15) |
| | 48 | 377 | 412 (-35) |

As of June 30, 2014

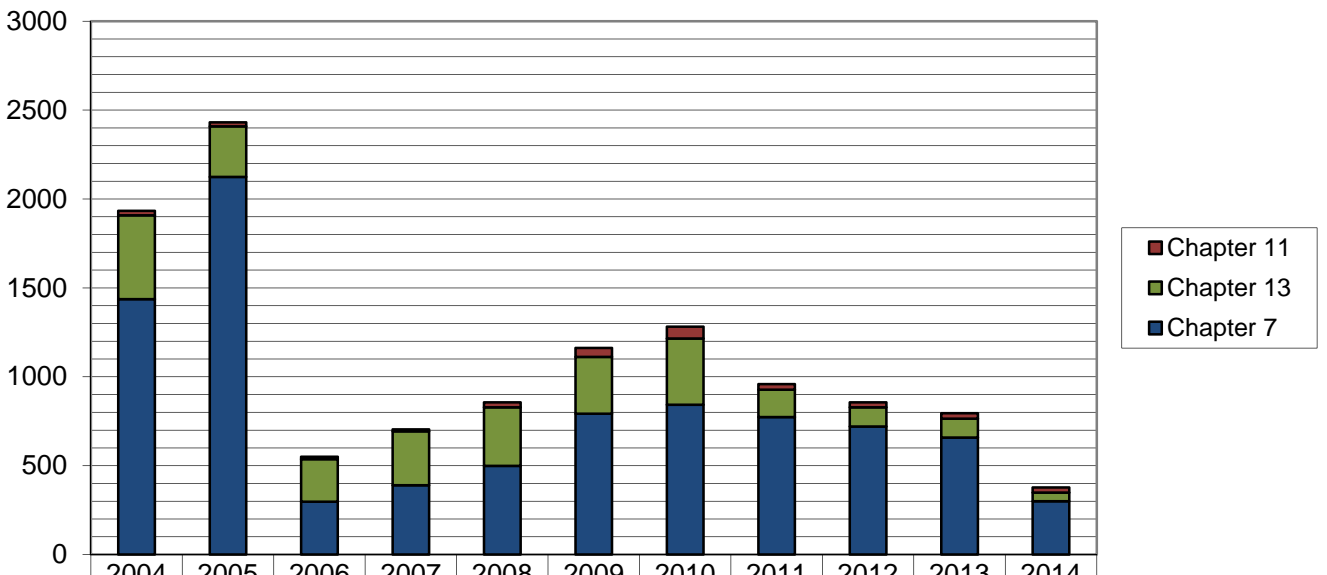
- ◆ The projected total cases for 2014 is **760**
- ◆ Compared to 2013, filings decreased by **8.9%**
- ◆ An average of **2.1** cases were filed each day



Cases Filed Per Month by Chapter - 18 months



Total Cases Filed per Year



| | | | | | | | | | | | |
|--------------|-------------|-------------|------------|------------|------------|-------------|-------------|------------|------------|------------|------------|
| Chapter 11 | 25 | 22 | 13 | 11 | 28 | 50 | 67 | 32 | 28 | 31 | 28 |
| Chapter 13 | 471 | 285 | 240 | 303 | 329 | 320 | 372 | 154 | 108 | 106 | 49 |
| Chapter 7 | 1437 | 2124 | 297 | 390 | 499 | 792 | 843 | 773 | 720 | 658 | 300 |
| Total | 1933 | 2431 | 550 | 704 | 856 | 1162 | 1282 | 959 | 856 | 795 | 377 |

Pro Se Filings June 2014

| | Total | Pro Se |
|--------|-------|--------|
| Ch. 7 | 300 | 66 |
| Ch. 13 | 49 | 12 |
| Ch. 11 | 28 | 1 |

